



 **tri counties bank**  
Service With Solutions®

# Trico Business Mobile App Registration Quick Start Guide

# Trico Business Mobile App Registration Quick Start Guide

The Trico Business mobile app provides mobile access to Trico Treasury Center and Trico Business Express from your smartphone. In order to complete the registration of Trico Business, you will need the following information:

- **Company ID**
- **User ID**
- **Software Activation Key (Provided by Company Administrator or Tri Counties Bank)**

## Step 1 – Download and install the mobile app

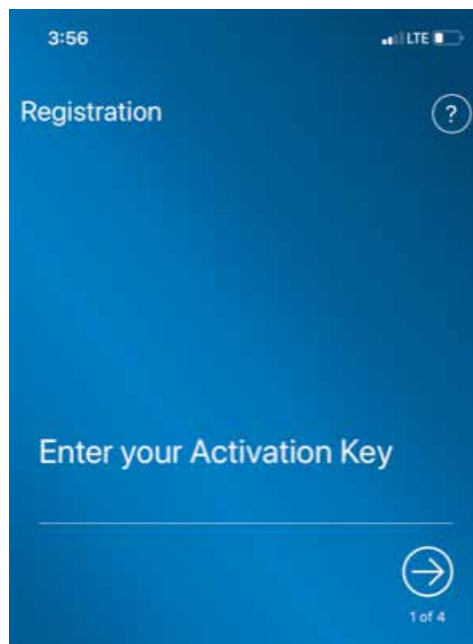
On your mobile device, search the Apple App Store or Google Play Store for “Trico Business” to locate the Trico Business mobile app. Once you’ve located the app, install it.



## Step 2 - Registration

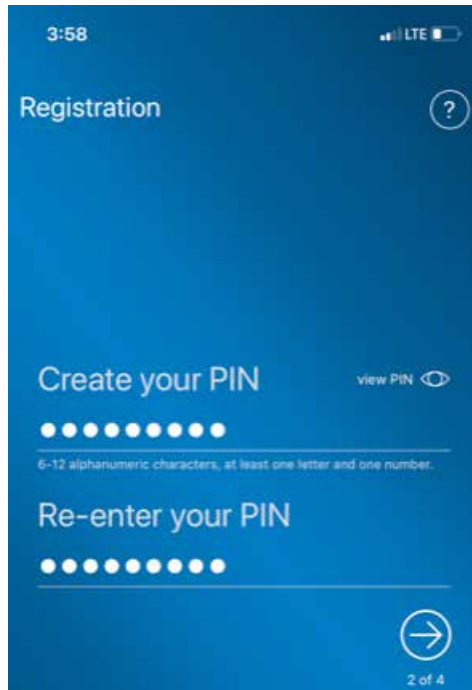
Begin the registration process by launching the app.

**Enter your Software Activation Key.**

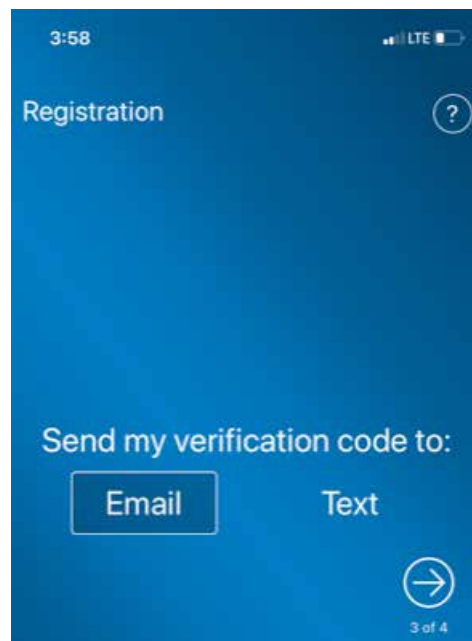


# Trico Business Mobile App Registration Quick Start Guide

## Create a PIN or password



## Request secondary authentication (email is the preferred selection).



# Trico Business Mobile App Registration Quick Start Guide

**Enter the verification code you received via email or SMS to complete your registration.**



**Success! Registration is complete.**



# **WE'RE HERE TO HELP**

If you have any questions, please contact Treasury Management  
Support at 877-895-7580 or [tm@tcbk.com](mailto:tm@tcbk.com)