

Service With Solutions™

TRICO BANCSHARES

Annual Meeting of Shareholders

May 22, 2018

Richard P. Smith – President & CEO



SAFE HARBOR STATEMENT

Certain comments included in this presentation may involve forward-looking statements, for which TriCo Bancshares (“TriCo” or the “Company”) claims the protection of the “safe harbor” provisions credited by Federal securities laws. Such forward-looking statements are subject to risks and uncertainties which may cause TriCo’s actual results to differ materially from those contemplated by such statements. Additional information concerning certain of these risks and uncertainties are described in TriCo’s Annual Report of Form 10-K for the fiscal year ended December 31, 2017, TriCo’s Quarterly Reports on Form 10-Q as filed with the SEC in 2018 and Amendment No. 1 to TriCo’s Registration Statement on Form S-4 filed on April 18, 2018.


The statements contained herein that are not historical facts are forward-looking statements based on management’s current expectations and beliefs concerning future developments and their potential effects on the Company. Such statements involve inherent risks and uncertainties, many of which are difficult to predict and are generally beyond the control of the Company. In addition to factors previously disclosed in reports and other filings filed by the Company and FNBB with the SEC, risks and uncertainties for the Company, FNBB and the combined company include, but are not limited to: the possibility that any of the anticipated benefits of the proposed merger will not be realized or will not be realized within the expected time period; the risk that integration of FNBB’s operations with those of the Company will be materially delayed or will be more costly or difficult than expected; the inability to close the merger in a timely manner; diversion of management’s attention from ongoing business operations and opportunities; the failure to satisfy other conditions to completion of the merger, including receipt of required regulatory, shareholder or other approvals; the failure of the proposed merger to close for any other reason; the challenges of integrating and retaining key employees; the effect of the announcement of the merger on the Company’s, FNBB’s or the combined company’s respective customer relationships and operating results; the possibility that the merger may be more expensive to complete than anticipated, including as a result of unexpected factors or events; and general competitive, economic, political and market conditions and fluctuations. All forward-looking statements included in this filing are made as of the date hereof and are based on information available at the time of the filing. Except as required by law, neither the Company nor FNBB assumes any obligation to update any forward-looking statement.

Proxy Solicitation

The Company, FNBB, their directors, executive officers and certain other persons may be deemed to be participants in the solicitation of proxies from the Company’s and FNBB’s shareholders in favor of the approval of the merger. Information about the directors and executive officers of the Company and their ownership of the Company’s common stock is set forth in the proxy statement for the Company’s 2018 annual meeting of shareholders, as previously filed with the SEC on April 18, 2018. Information about the directors and executive officers of FNBB and their ownership of FNBB common stock is set forth in FNBB’s Amendment No. 1 on Form 10-K/A, as previously filed with the SEC on April 20, 2018. Shareholders may obtain additional information regarding the interests of such participants by reading the registration statement and the proxy statement/prospectus when they become available.

AGENDA

- Company Overview
- Key Revenue Drivers
- Deposits & Loans Overview
- Financial Overview
- Questions



COMPANY OVERVIEW

Asset Size:	\$4.8 Billion
Location:	Chico, CA
Founded:	1975
Deposits:	\$4.1 Billion
Loans (<i>net</i>):	\$3.0 Billion
Customers:	~190,000
Bank Branches:	67*
ATMs:	84

**includes our telephone banking center*



COMPANY OVERVIEW

Nasdaq:	TCBK
*Stock Price:	\$39.31
Market Capitalization:	\$902 million
*Price to Book stated:	1.8x
*Price to TBVPS	2.1x
**TCBK Asset Size Rank of CA Publicly Traded Banks:	16
Pro Forma TCBK+FNBG Rank:	13

*Valuation Information as of market close 05/21/2018

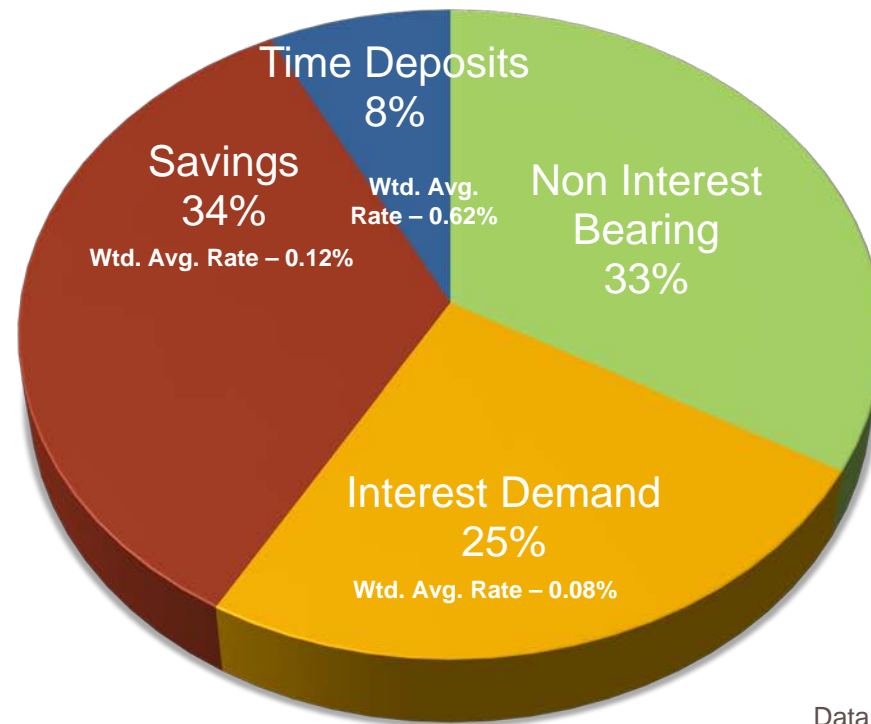
**Ranking as of 12/31/2017 – Source: SNL Financial



KEY DRIVERS OF BANK REVENUES

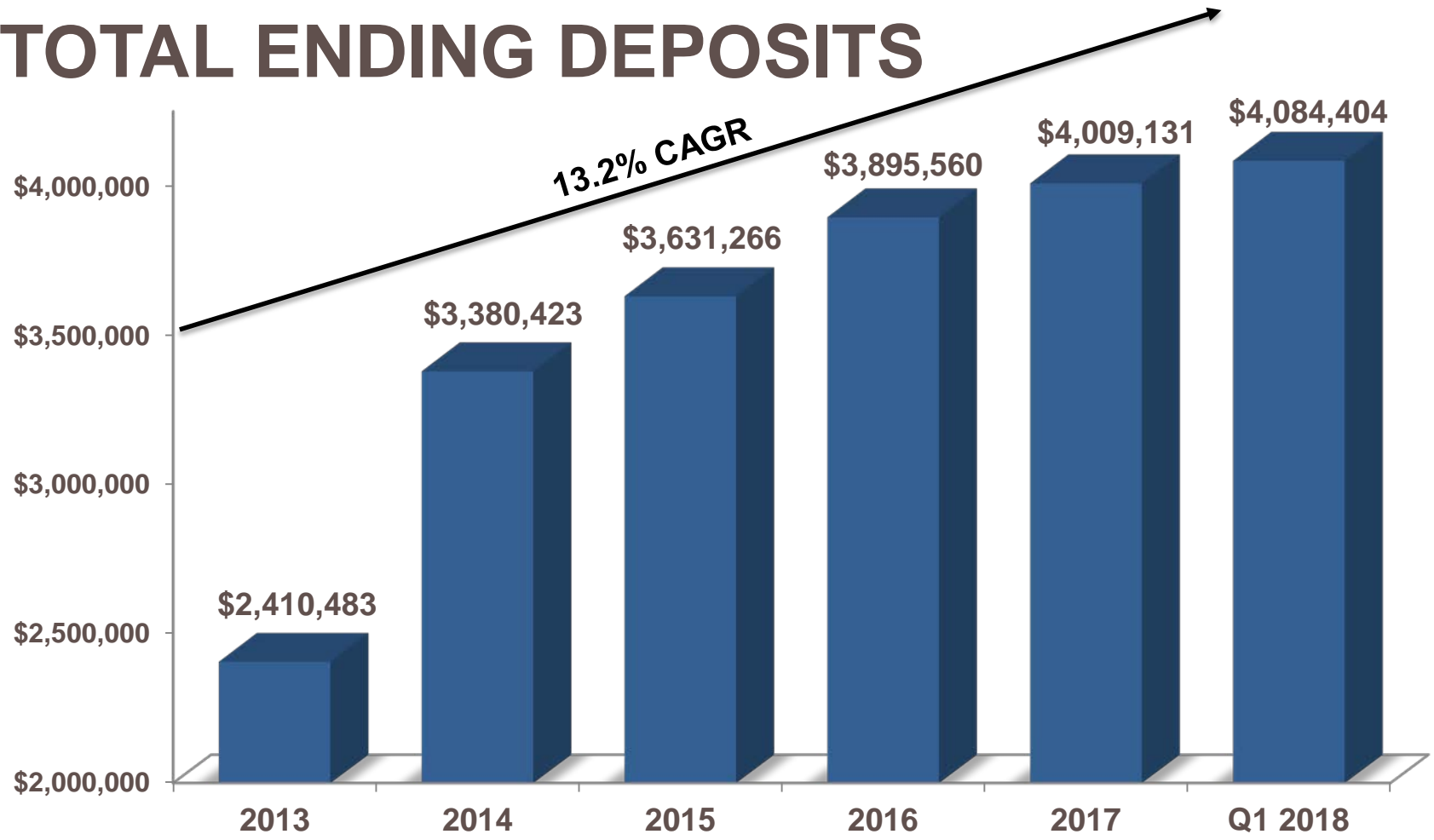
- **Deposits & Margin**
 - Average Cost of Deposits of **0.11%** as of 03/31/2018
 - Net Interest Margin in Q1 2018 was **4.14%**
- **Commercial Loans**
 - Commercial Real Estate
 - Diverse portfolio of property types and geographies
 - Commercial & Industry Lines and Loans & Leases
 - Agricultural Loans
 - Asset-Based Loans
- **Non-Interest Income**
 - Service Charge & Fee Income
 - Mortgage Finance
 - Bank Wealth Management Program

DEPOSIT STRUCTURE



Data as of 03.31.2018

TOTAL ENDING DEPOSITS



Data as of 03.31.2018

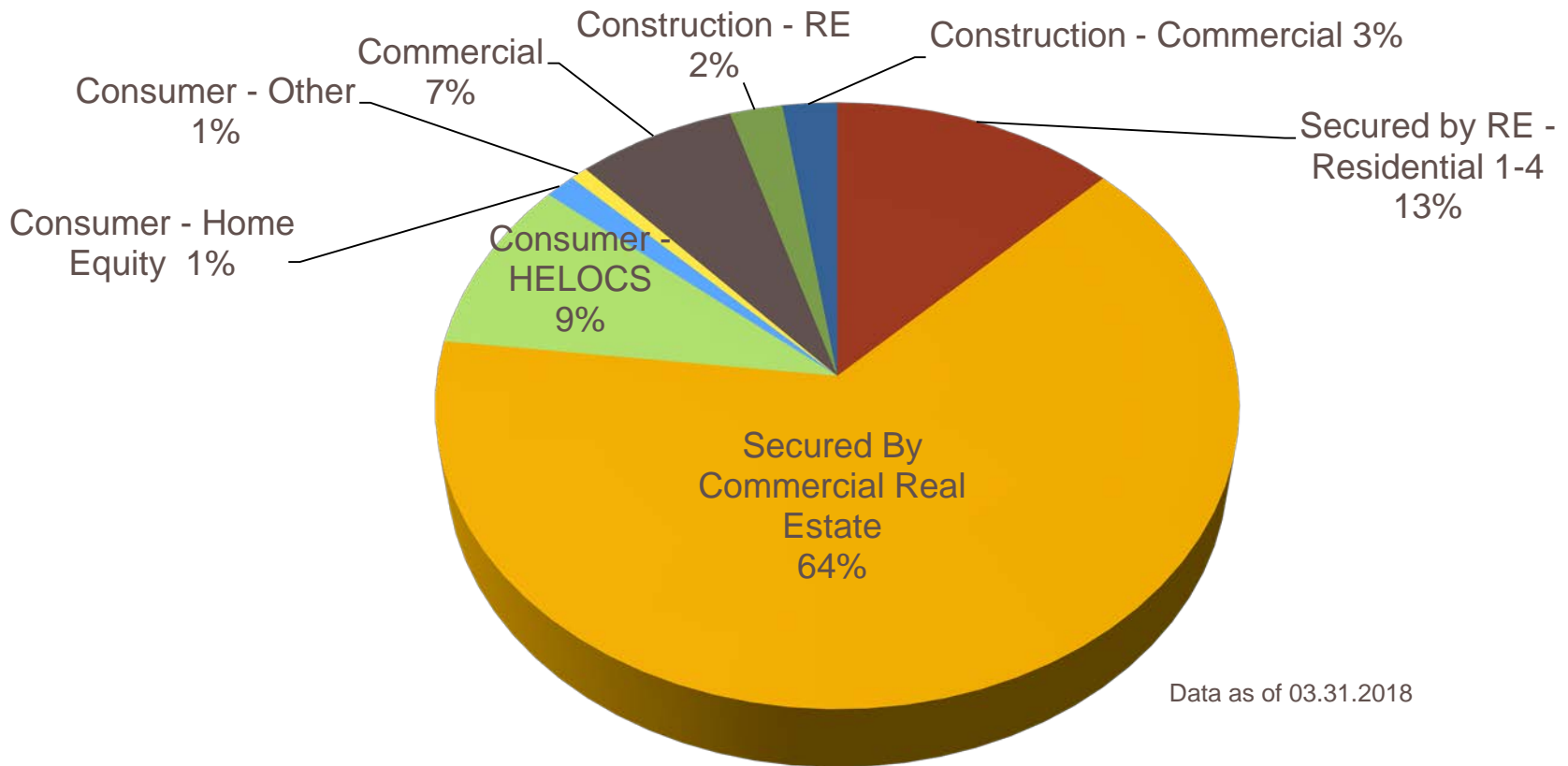
MARKET SHARE OF ALL BRANCHES

SORTED BY ZIP CODE

Rank	Institution Name	State (Hdqtrd)	Charter	Deposits (\$000)	Market Share
1	U.S. Bank National Association	OH	Federal	9,893,012	21.2%
2	Wells Fargo & Company	SD	Federal	8,782,186	18.8%
3	Bank of America, National Association	NC	Federal	6,017,267	12.9%
4	Tri Counties Bank	CA	State	3,881,355	8.3%
5	JP Morgan Chase Bank, National Association	OH	Federal	2,994,175	6.4%
6	MUFG Union Bank, National Association	CA	Federal	2,177,323	4.7%
7	Bank of the West	CA	State	1,832,370	3.9%
8	Umpqua Bank	CA	State	1,636,359	3.5%

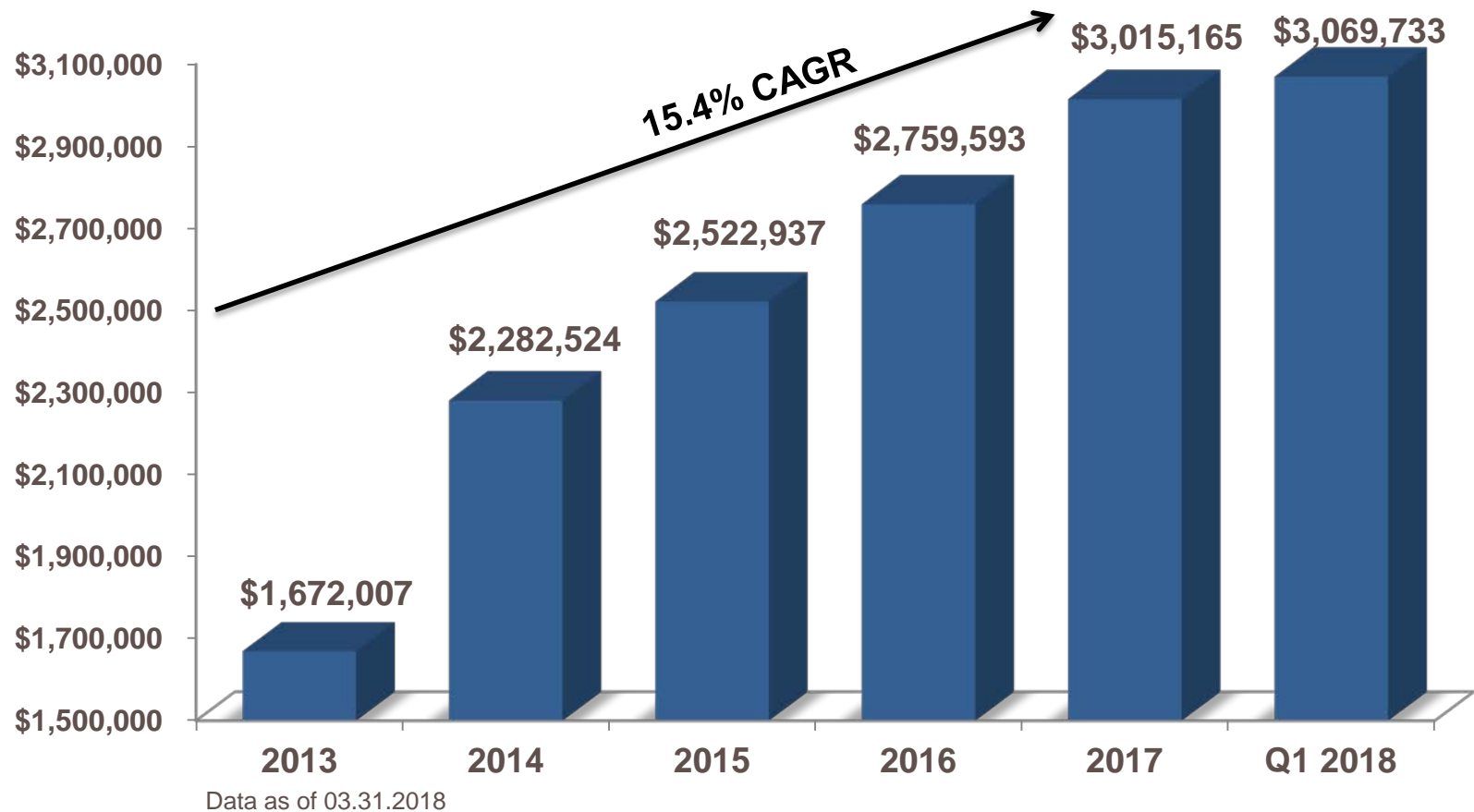
Source: FDIC Summary of Deposits, June 2017

LOAN PORTFOLIO BY TYPE



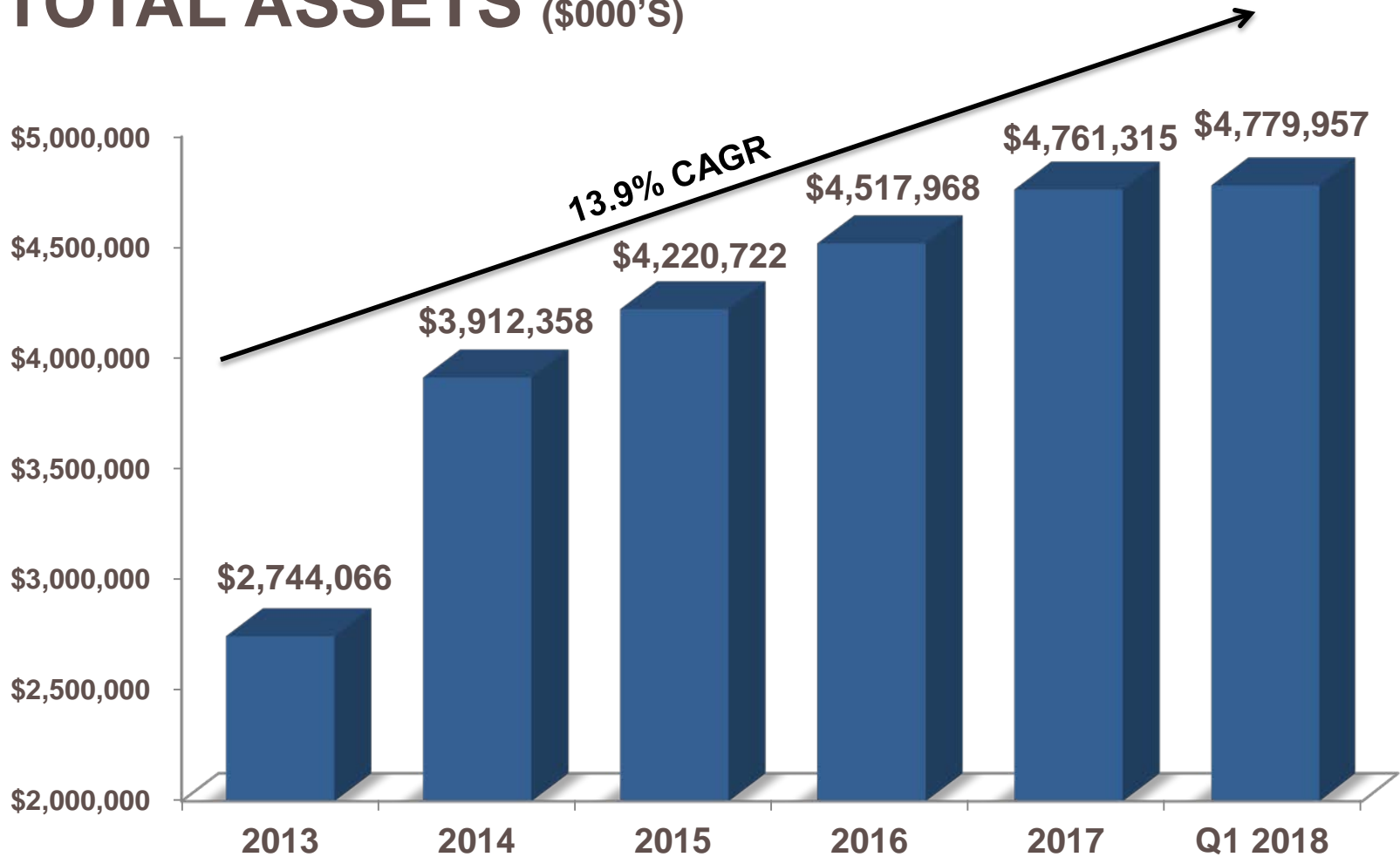
TOTAL LOANS

NET OF UNAMORTIZED DEFERRED LOAN FEES AND DISCOUNTS (\$'000'S)



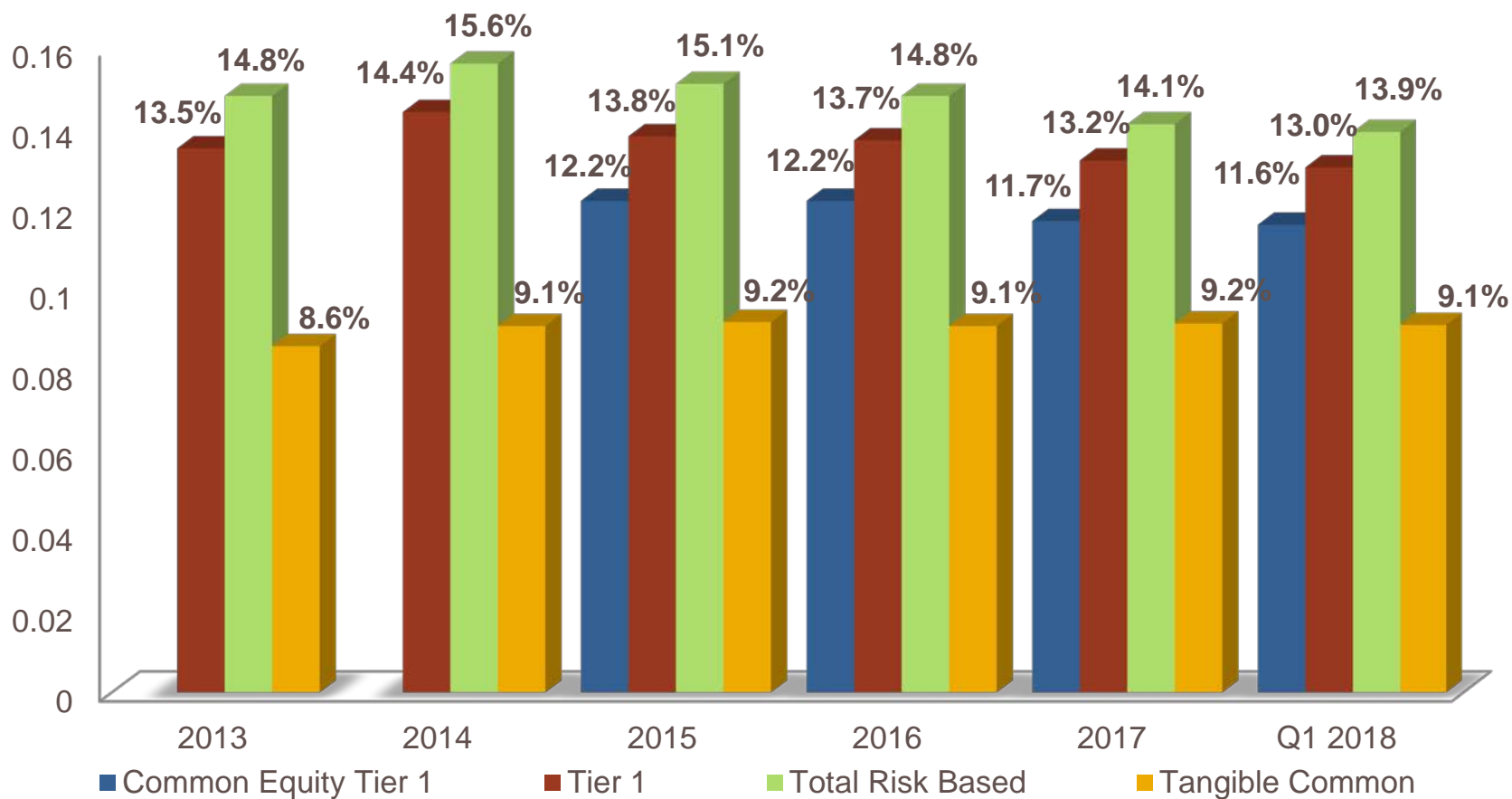
FINANCIALS

TOTAL ASSETS (\$000'S)



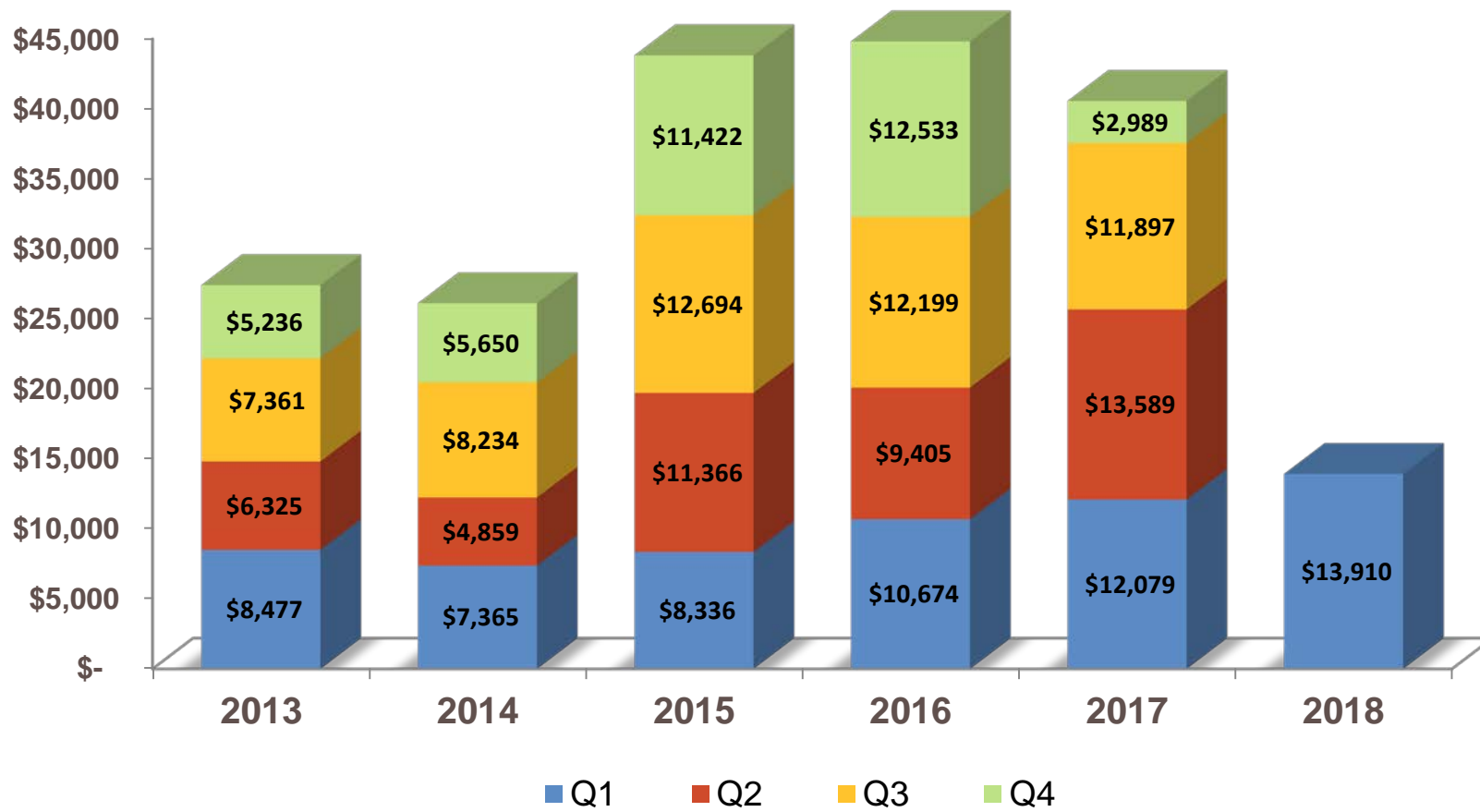
Data as of 03.31.2018

CAPITAL RATIOS (\$000'S)



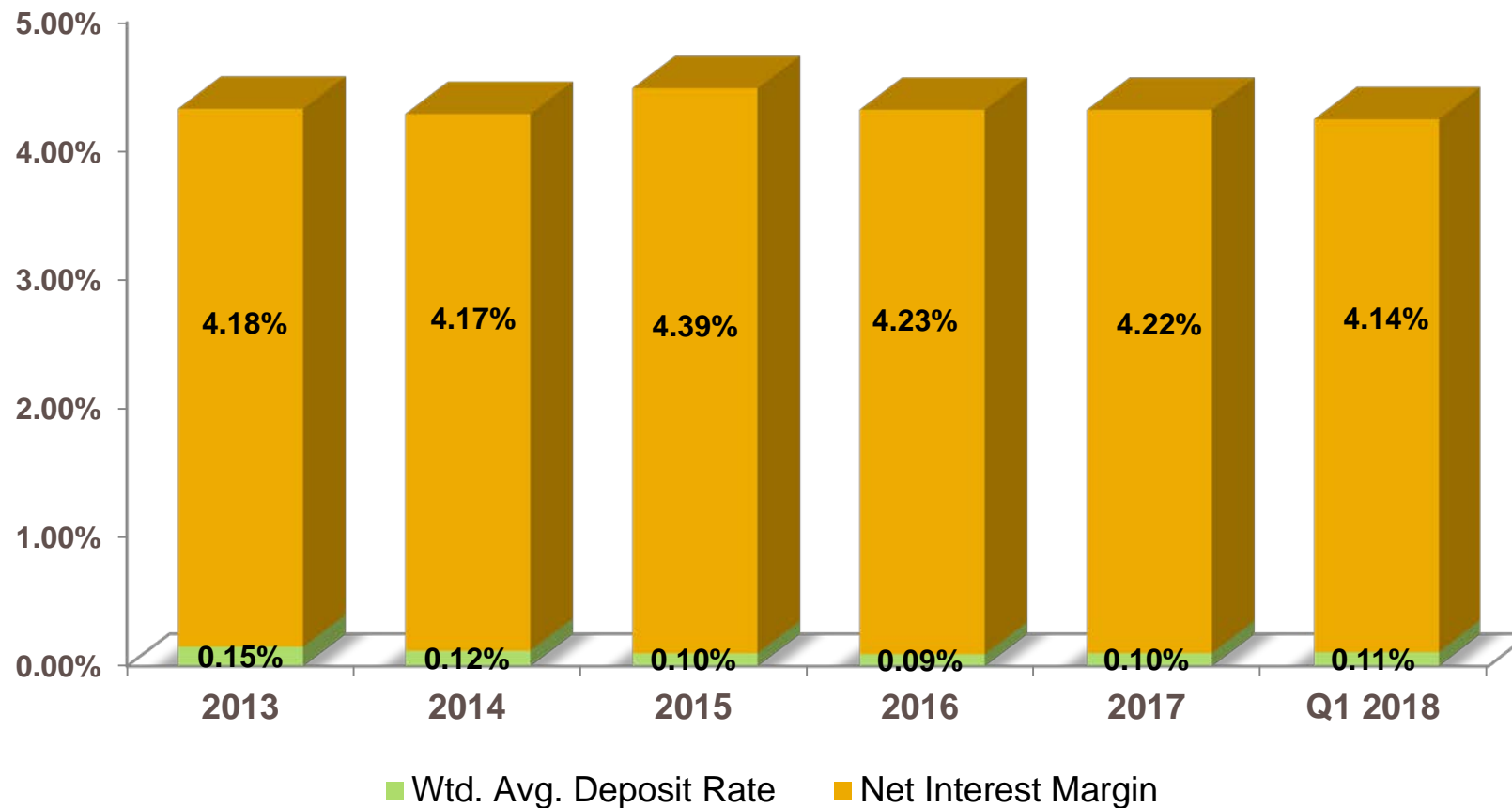
Data as of 03.31.2018

NET INCOME (\$000'S)



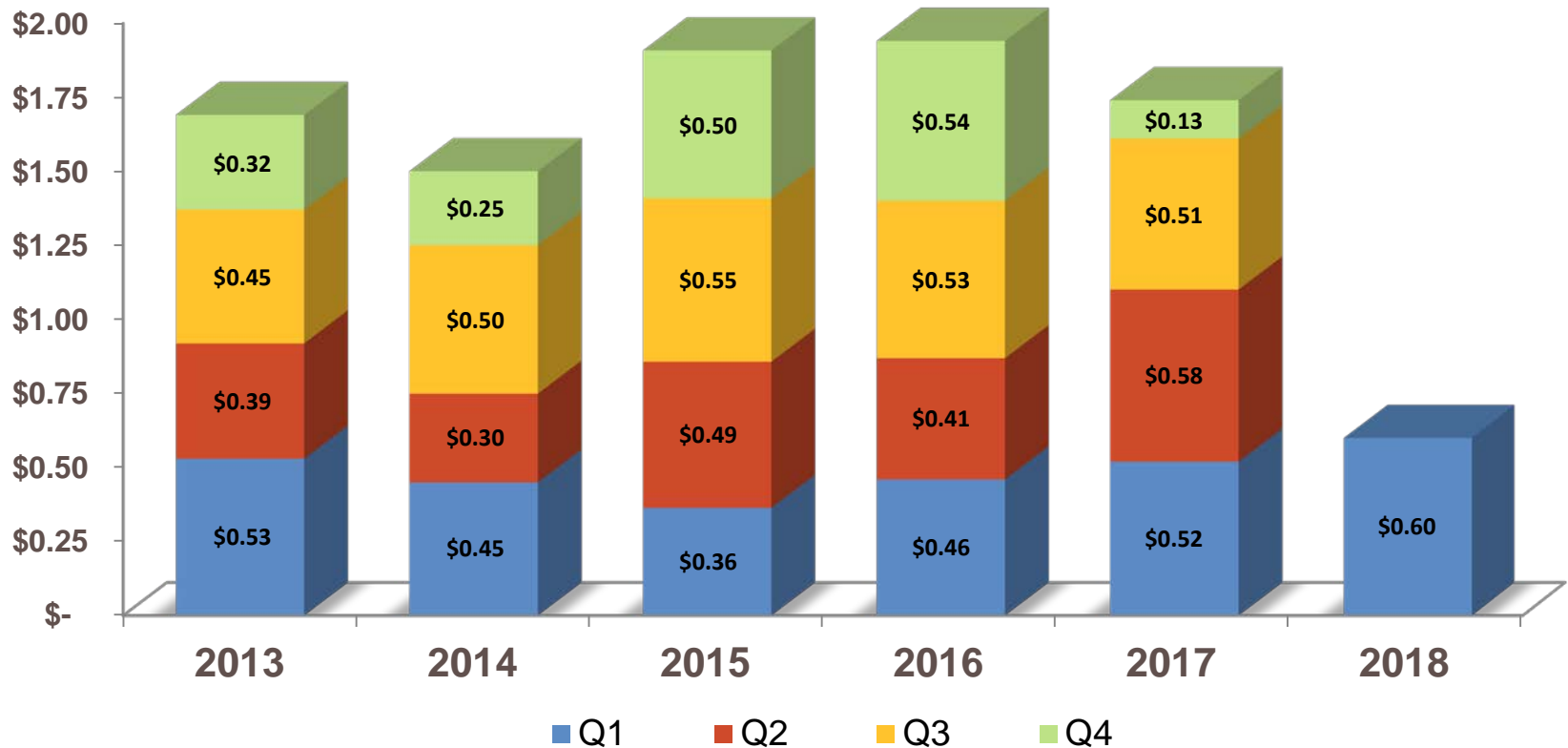
Data as of 03.31.2018

NET INTEREST MARGIN



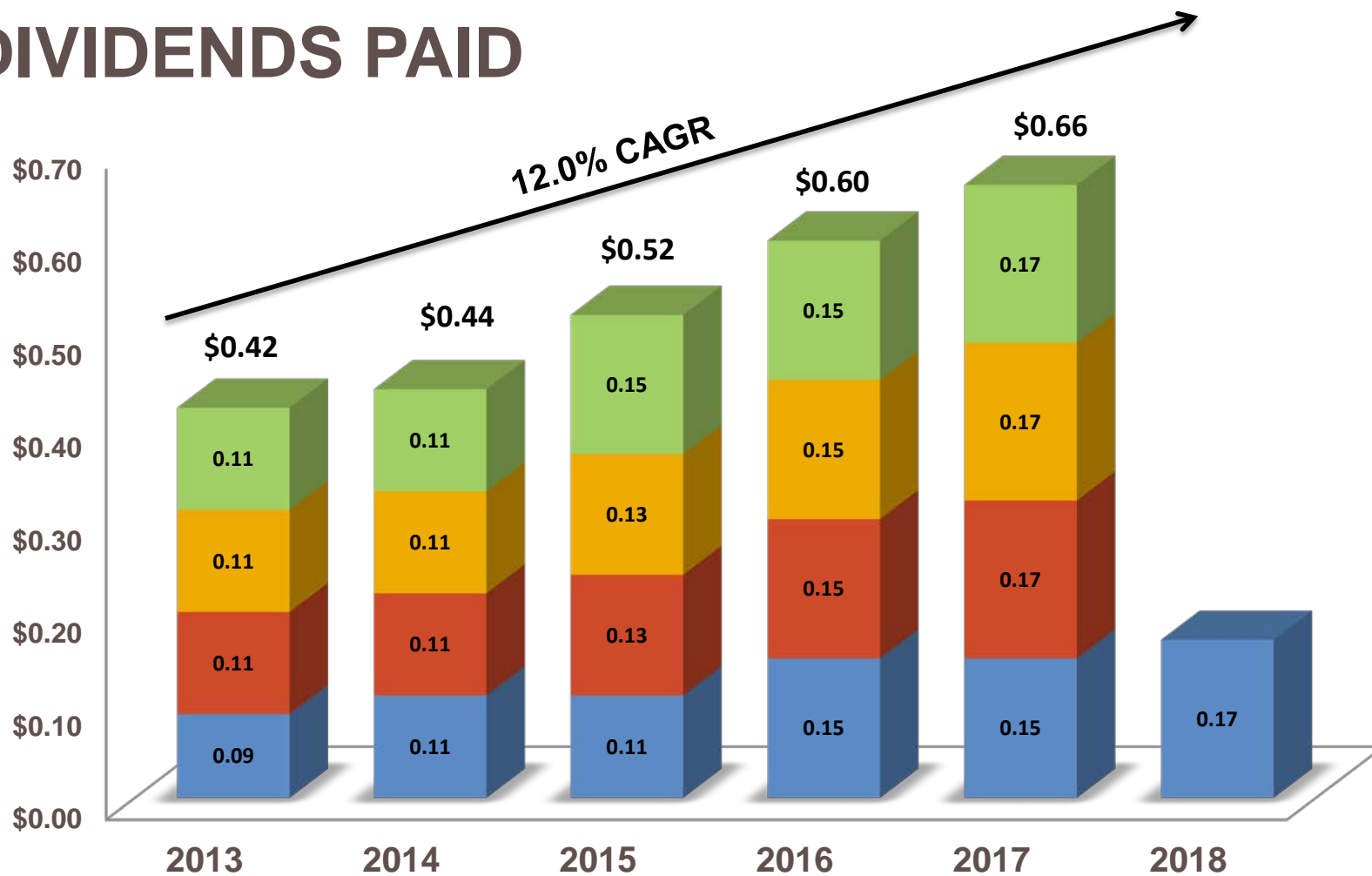
Data as of 03.31.2018

DILUTED EARNINGS PER SHARE



Data as of 03.31.2018

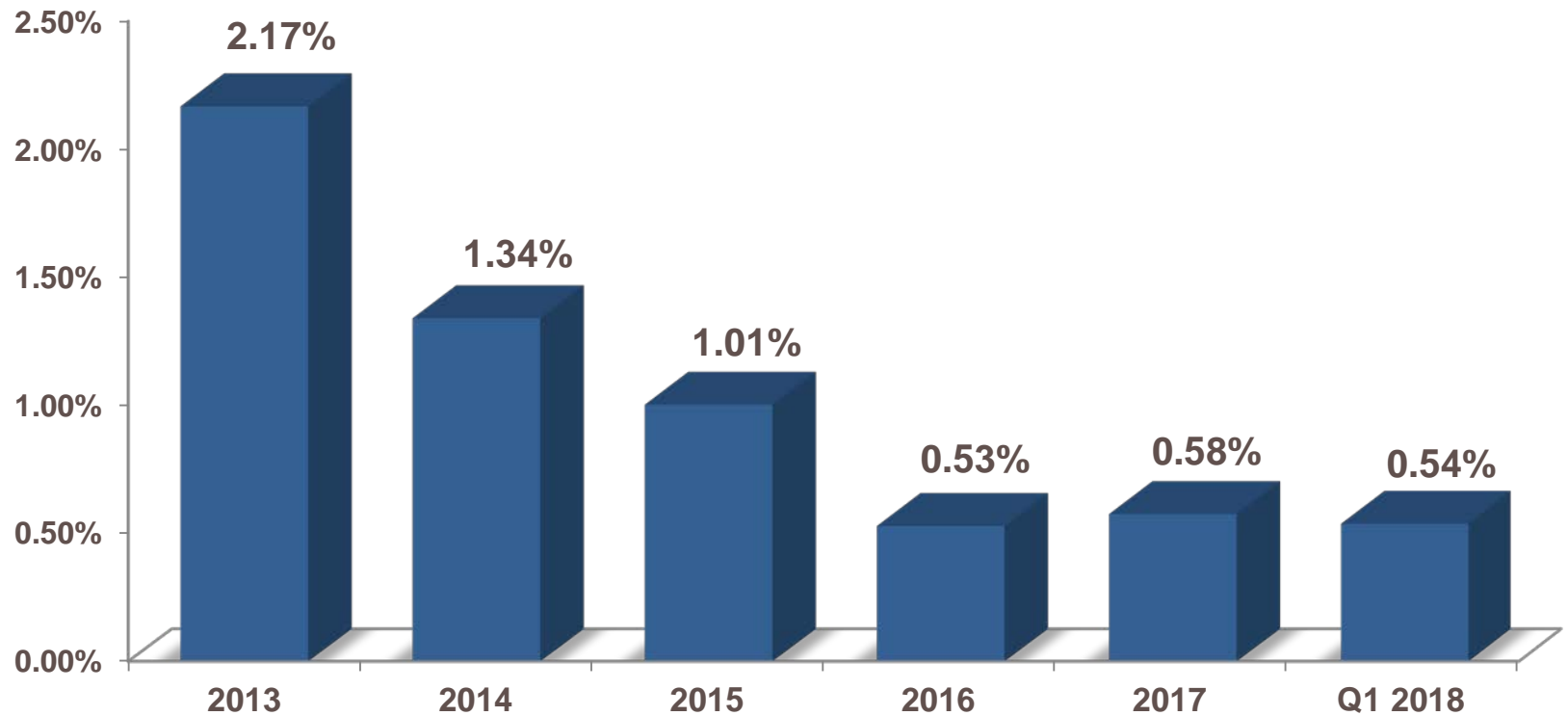
DIVIDENDS PAID



Data as of 03.31.2018

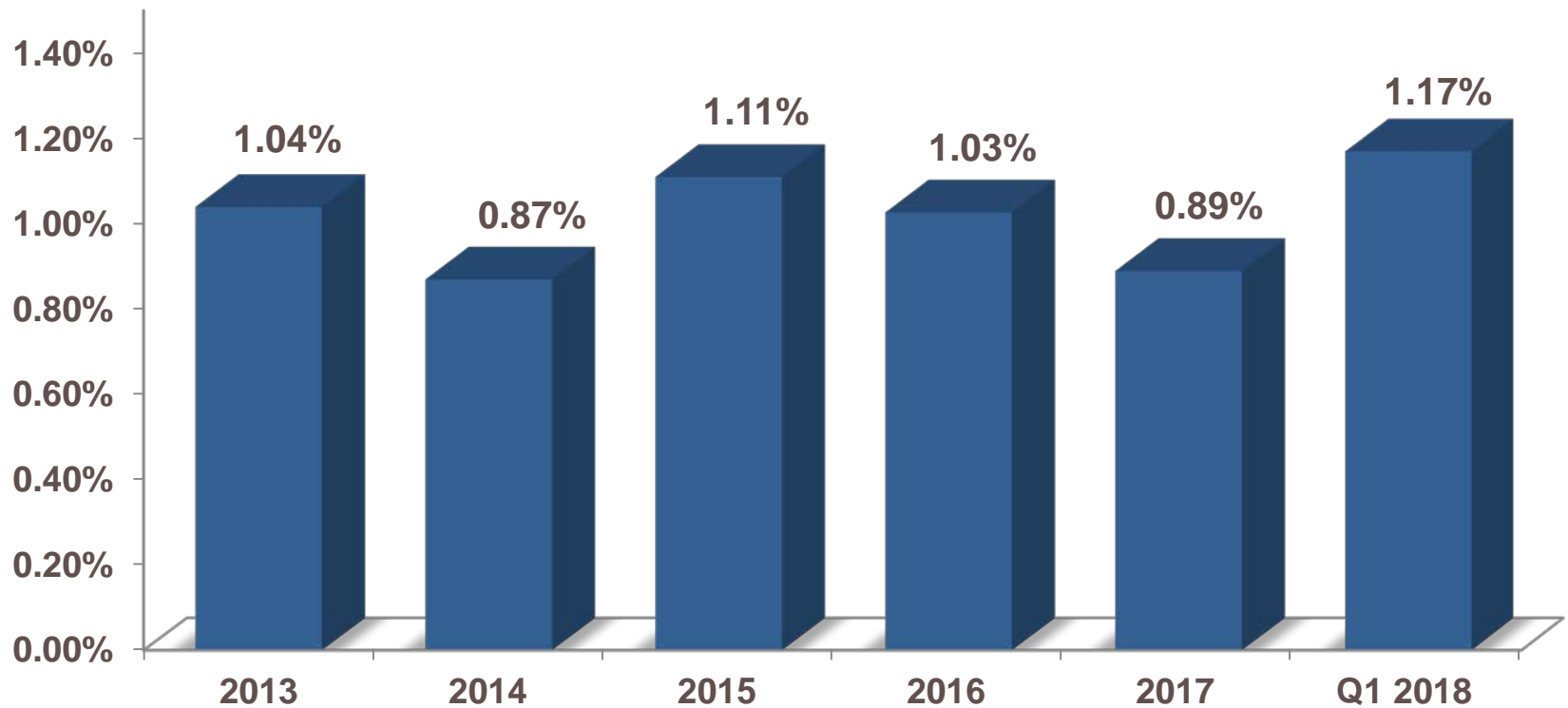
■ Q1 ■ Q2 ■ Q3 ■ Q4

NON-PERFORMING ASSETS TO TOTAL ASSETS



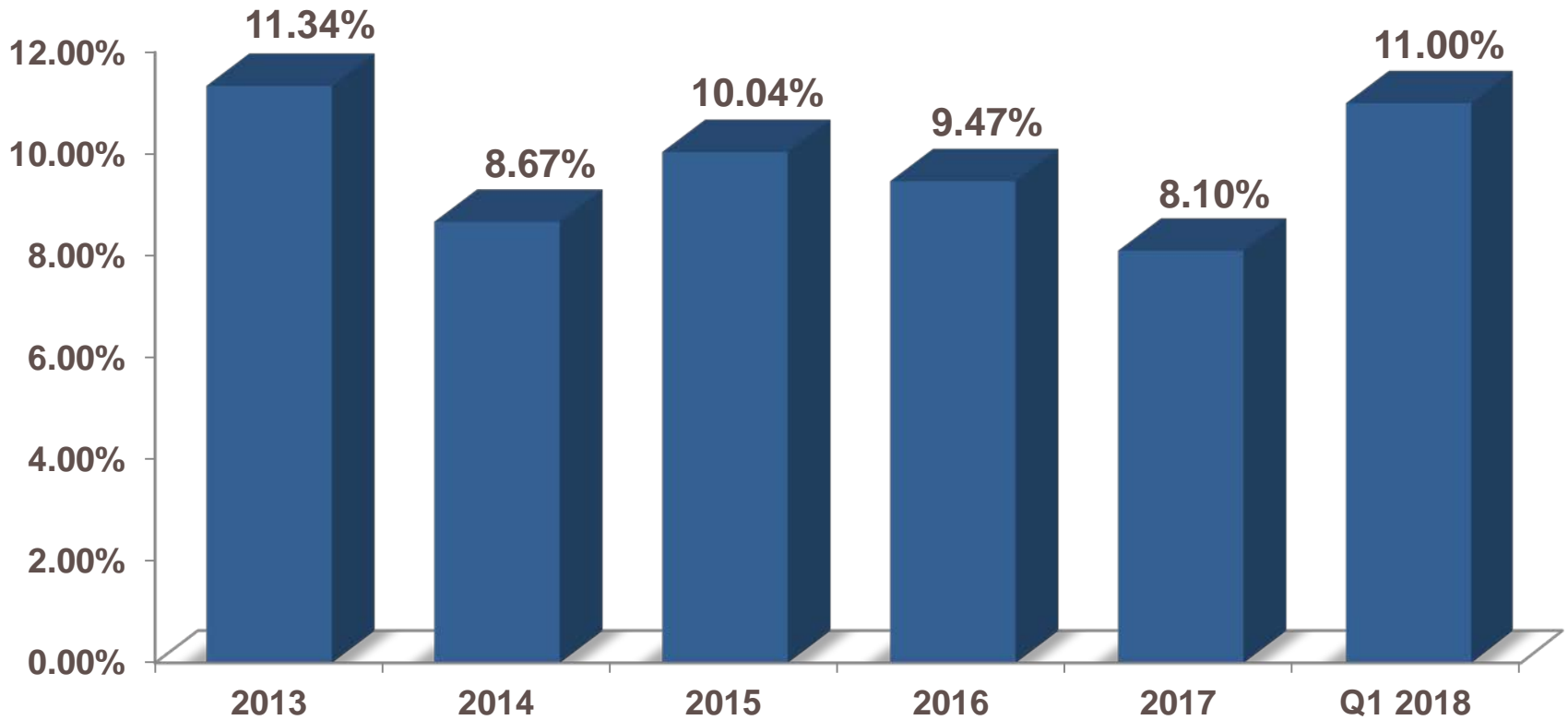
Data as of 03.31.2018

RETURN ON AVERAGE ASSETS



Data as of 03.31.2018

RETURN ON AVERAGE SHAREHOLDER'S EQUITY



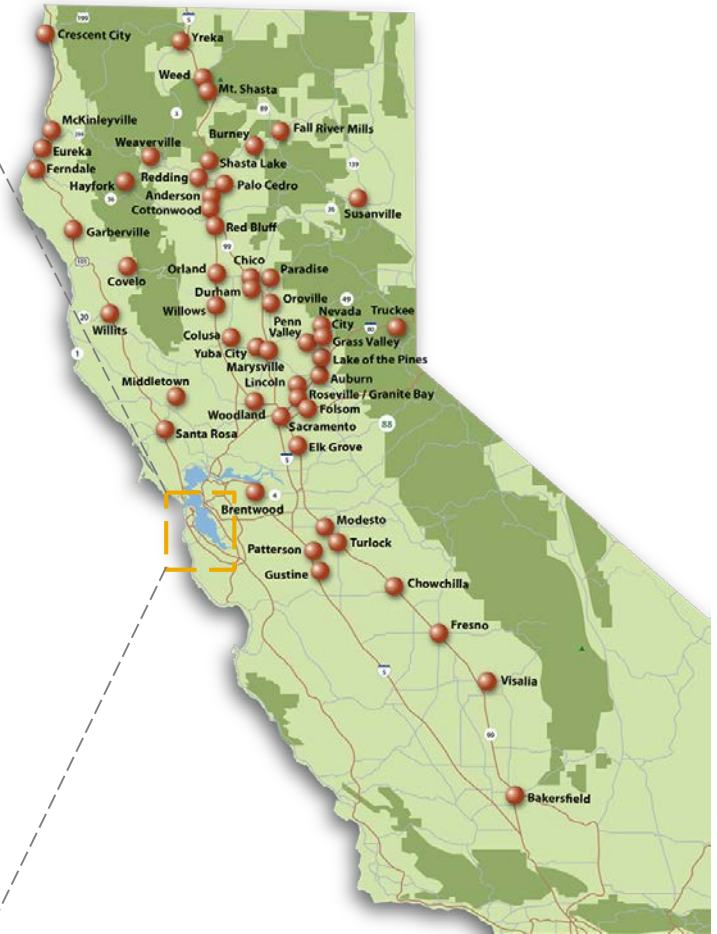
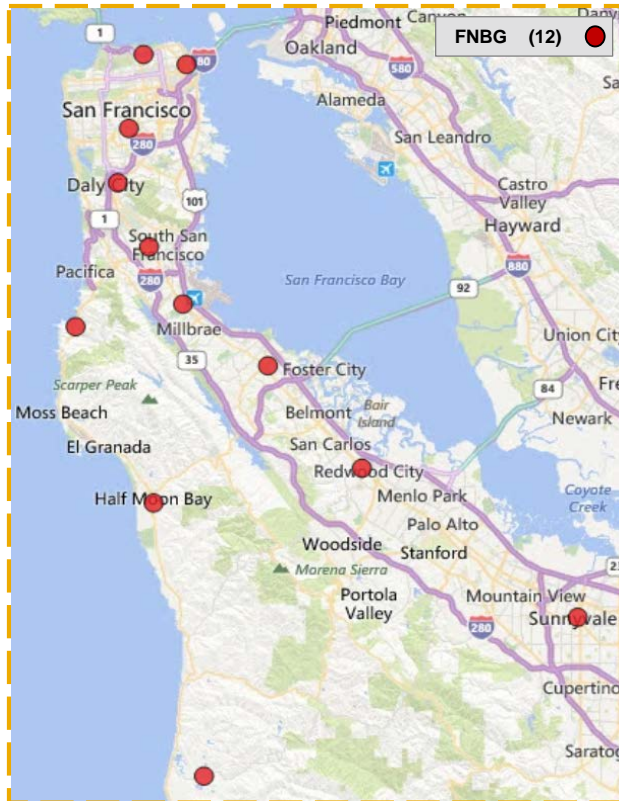
Data as of 03.31.2018

Acquisition of FNB Bancorp

Announced December 11, 2017

PREMIER NORCAL COMMUNITY BANK

- TCBK has an extensive presence throughout Northern California and the Central Valley with 66 branches
- FNBG's twelve branches across the SF Peninsula provide scale in a key Northern California market
- FNBG adds an established presence with a 50+ year history serving the SF Peninsula
- San Francisco is the economic hub of Northern California, located ~150 miles from TriCo's headquarters in Chico, CA
- Significant business activity exists between San Francisco and other Northern California markets within TriCo's footprint



MARKET POSITION IN NORCAL

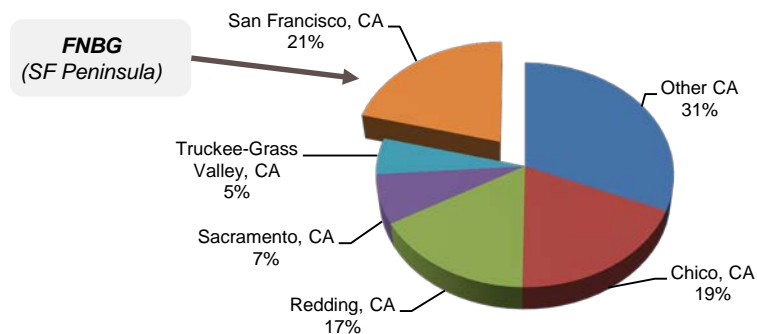
- FNBG and TriCo will create the largest Northern California-based community bank at over \$6bn in assets
- TriCo currently has a dominant market share in several Northern California markets
 - #1 ranked deposit market share in Chico and Redding MSAs (~25% of total market)
 - Represent stable markets with low-cost, “sticky” deposits
 - Top 5 market share position in 42% of TCBK’s counties
- FNBG’s San Francisco presence provides increased growth prospects with strong demographic trends
 - Larger and thriving markets with affluent population base and significant business opportunities
 - Ample scale with capacity to improve market penetration
 - One of the largest, best-positioned community banks serving San Francisco
- TriCo’s recent expansion into Sacramento, CA complements San Francisco as a metro growth opportunity

Largest Northern California Based Banks

Rank	Community Bank Rank	Institution	MRQ Total Assets (\$mm)
1		Wells Fargo & Company	\$1,934,939
2		First Republic Bank	84,320
3		SVB Financial Group	50,754
4	1	TriCo Bancshares (Pro Forma)	6,100
5	2	Mechanics Bank	5,702
6	3	Westamerica Bancorporation	5,446
7	4	Luther Burbank Corporation	5,320
8	5	Fremont Bancorporation	3,870
9	6	Farmers & Merchants Bancorp	3,072
10	7	1867 Western Financial Corporation	2,907

TCBK 2017 Deposits by MSA (pro forma)

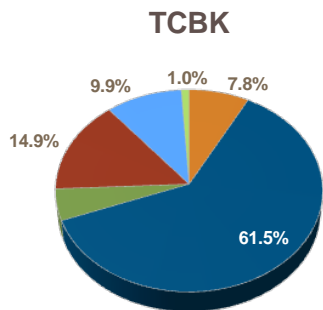
FNBG enables TCBK to enter the attractive Bay Area market with scale



PRO FORMA LOAN & DEPOSIT MIX

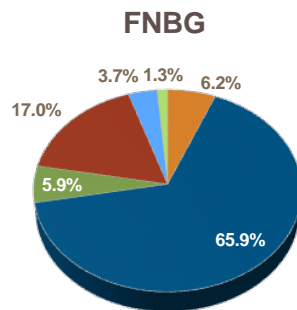
Loan Portfolio

Highly Similar Lending Focus, Shared Credit Culture



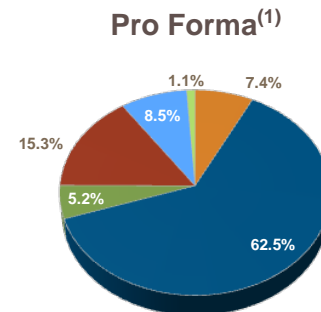
■ C & I ■ CRE

\$2.9B Loans
5.2% Yield on Loans



■ Construction & Land ■ Residential Mortgage ■ Home Equity

\$0.8B Loans
5.2% Yield on Loans

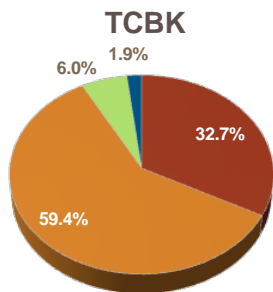


■ Consumer & Other

\$3.8B Loans
5.2% Yield on Loans

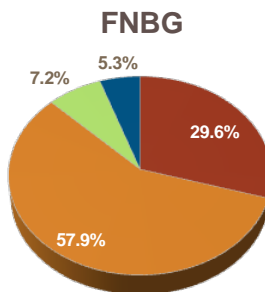
Deposit Base

Maintains An Attractive Low-Cost Core Deposit Base With A Liquid Balance Sheet



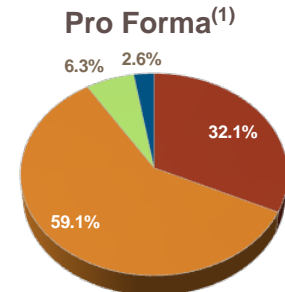
■ Noninterest-bearing Deposits

\$3.9B Deposits
0.11% Cost of Deposits
Loan / Deposits 74.7%



■ IB Demand, Savings & MMDA ■ Retail Time Deposits (<\$250k)

\$1.0B Deposits
0.29% Cost of Deposits
Loan / Deposits 80.3%



■ Jumbo Time Deposits (>\$250k)

\$5.0B Deposits
0.14% Cost of Deposits
Loan / Deposits 75.9%



TRICO BANCSHARES IS COMMITTED TO:

Improving the financial success and well-being of our shareholders, customers, communities and employees.